

TRITON
TRAILERS

ALUMINUM UTILITY TRAILERS



BUILT FOR ADVENTURE. /

UTILITY TRAILERS



page
3

The Triton Difference



page
4

AUT Series



page
8

AUX Series



page
10

TILT Series



page
12

ATV Series



page
14

ATV-90-TR Series




page
16

GU Series



page
18

UT Series



page
20

CH & EHHD Series



page
22

Accessories



Register your trailer at tritontrailers.com
for a limited 5 year warranty.

THE TRITON DIFFERENCE

Trailers are not equal when it comes to reliability and construction. Just like a house, the quality and craftsmanship of the builder makes the difference. Every Triton trailer has all-aluminum construction, with fully welded frames that are fixture-built with custom aluminum extrusions. The result? A solid structure that you can trust to haul what's important to you, for years, in whatever weather conditions you love.



CONSTRUCTION

Fully welded frame and ramp

Four cord torsion axle suspension

LED trailer lights

Floor crossmembers and frame are fixture-built with custom extrusions

Extruded aluminum and fully treated marine grade plywood deck options

Tongue jack offset prevents interference when opening most tailgates

Wiring is sealed and encased in aluminum tubing

Cargo security (see models for standard tie down features)

AUT SERIES

AUT Series trailers are versatile workhorses, designed to haul just about anything that a project at home or a day at work entails. Each model's extruded aluminum deck offers tie down points that run the full length of the deck. Choose from a wide range of AUT sizes to suit your hauling needs.



AUT1064 Pictured with Accessories

- 1 FULLY WELDED FRAME AND DECK**
The Triton difference - all-aluminum, fully welded frame provides a solid structure for years of loading and unloading. Frame and decking are fixture-built with custom extrusions, providing added strength with Triton fit and finish.
- 2 REAR LOADING OPTIONS**
Aluminum straight ramp and optional bi-fold ramp are fully welded with aluminum hinges, providing superior support across the entire ramp. Optional bi-fold ramp creates a low-profile presence on the road for less wind drag and improved gas mileage.
- 3 TONGUE DESIGN**
Durable, fully welded A-frame tongue adds strength to the frame for multi-purpose towing. Models AUT853, AUT864, AUT1064 have a dropped tongue, providing a lower deck height and ramp angle for ease of towing, loading and unloading.

- 4 UNLIMITED TIE DOWN POINTS**
Integrated channels in the side rails plus Quickslide channels in the deck provide multiple tie down points. D-ring tie downs or bracket tie downs can be easily moved and positioned in the channels to secure cargo. (Quickslide channels are not available for AUT853, AUT864, AUT1064, AUT1072, AUT1272.)
- 5 SEALED LED LIGHTS AND WIRING**
LED lights are sealed and wiring throughout trailer is sealed and encased in aluminum tubing, resisting corrosion caused by moisture.
- 6 TOUGH MOLDED FENDERS**
Fenders with integral molded steps provide step points to access and tie down machines or cargo.

- 7 TORSION AXLE**
Independent suspension with four cord rubber torsion axle provides a smooth ride.
- 8 TONGUE JACK**
1000# swivel wheel tongue jack with 10" up/down travel helps you easily move your trailer into position. (Tongue jack is not standard on AUT853, AUT864, AUT1064.)

POPULAR ACCESSORIES

Spare tire carrier and spare tire
Aluminum wheels
Side Kit
Front Rail Kit
Stone Guard Kit

AUT SERIES MODELS



AUT1064 Pictured With Accessories

AUT853, AUT864, AUT1064

- 1/4" carriage channels in deck and side rails.
- 4 D-ring tie downs.
- Straight ramp included. Bi-fold ramp optional.



AUT1272 Pictured

AUT1072, AUT1272

- 3/8" carriage channels in deck and side rails.
- 4 D-ring tie downs included.
- Straight ramp included. Bi-fold ramp optional.
- Electric brakes optional.



AUT1282 Pictured With Accessories

AUT1282

- 3/8" carriage channels in deck and side rails and Quickslide channels in the deck.
- 8 bracket tie downs included.
- Straight ramp included. Bi-fold ramp optional.
- Surge or electric brakes optional.



AUT1472 Pictured

AUT1482 Pictured With Accessories

AUT1472, AUT 1482

- 3/8" carriage channels in deck and side rails and Quickslide channels in the deck.
- 14 bracket tie downs included.
- Heavy-duty bi-fold ramp included.
- Electric brakes optional for AUT1472.
- Surge or electric brakes optional for AUT1482.




AUT1682 Pictured

AUT1482-2, AUT1682

- 3/8" carriage channels in deck and side rails and Quickslide channels in the deck.
- 14 bracket tie downs included.
- Heavy-duty bi-fold ramp included.
- Tandem torsion axles.
- Electric brakes standard on one axle.

AUT SPECIFICATIONS



	AUT853	AUT864	AUT1064	AUT1072	AUT1272	AUT1472	AUT1282	AUT1482	AUT1482-2	AUT1682
Bed Width (in.)	53	64	64	72	72	72	82	82	82	82
Bed Length (in.)	96	96	120	120	144	168	144	168	168	192
Overall Width (in.)	75	85	85	93	93	93	102	102	102	102
Overall Length (in.)	144	144	165	160	184	206	202	226	215	240
Ramp Standard	YES	YES	YES	YES	YES	YES	YES	YES	YES	YES
Tilt Bed	NO	NO	NO	NO	NO	NO	NO	NO	NO	NO
Carrying Capacity w/o Brakes (lb.)	1850	1825	1800	2475	2435	2200	2235	2135	N/A	N/A
GVWR w/o Brakes (lb.)	2200	2200	2200	2995	2995	2995	2995	2995	N/A	N/A
Carrying Capacity with Brakes (lb.)	N/A	N/A	N/A	2980	2940	2705	2740	2640	5880	5760
GVWR with Brakes (lb.)	N/A	N/A	N/A	3500	3500	3500	3500	3500	7000	7000
Trailer Weight (lb.)	350	375	400	520	560	795	760	860	1120	1240
No. Of Axles	1	1	1	1	1	1	1	1	2	2
Hitch Height	18	18	18	15.5	15.5	15.5	15.5	15.5	15.5	15.5
Deck Height	17	17	17	17.5	17.5	17.5	18.5	18.5	18.5	18.5
Standard Tires*	G	G	G	M	M	M	M	M	M	M
Tire Upgrade Options*	H, I, J	H, I, J	H, I, J	N, O	N, O	N, O	N, O	N, O	N, O	N, O
Tongue Jack	NO	NO	NO	YES	YES	YES	YES	YES	YES	YES
Loading Style	REAR	REAR	REAR	REAR	REAR	REAR	REAR	REAR	REAR	REAR
Coupler (in.)	2	2	2	2	2	2	2	2	2 5/16	2 5/16
Brake Options	N/A	N/A	N/A	ELECTRIC	ELECTRIC	ELECTRIC	SURGE/ELECTRIC	SURGE/ELECTRIC	STD. 1-ELEC	STD. 1-ELEC

*TIRE OPTIONS

Option	Tire	Part Number	Option	Tire	Part Number	Option	Tire	Part Number	Option	Tire	Part Number
G	ST175/80D13C SILVER	03392	I	ST175/80R13C SILVER	14107	M	ST205/75D14 SILVER	06672	O	ST205/75R14 ALUMINUM T08	06193
H	ST175/80D13C ALUMINUM T08	09942	J	ST175/80R13C ALUMINUM T08	14111	N	ST205/75R14C SILVER	14113			

AUT SERIES ACCESSORIES



1/ Front Rail Kit

Aluminum rail mounts at the front of the deck to provide a wheel stop (inset also pictures the optional side rail kit).



5/ Wheel Stop Kit

Aluminum rail mounts to the front deck to provide a wheel stop.



2/ Stone Guard Kit

Attaches to the front rail kit to deflect road debris (requires front rail kit).



6/ Wheel Stop Kit

Provides a consistent position every time you load. Each bracket has 3 tie down holes.



3/ Side Rail Kit

Adds rails to the left and right sides to help contain loads (requires front rail kit).



7/ Solid Front Kit

Provides protection against road debris.



4/ Side Kit

Ideal for tall loads and cargo needing more tie down points for light duty straps. Side kit includes solid front and two fence-style sides.

		AUT853	AUT864	AUT1064	AUT1072	AUT1272	AUT1472	AUT1282	AUT1482	AUT1482-2	AUT1682
1/ FRONT RAIL KIT *	SHORT	11112	11113	11113	-	-	-	-	-	-	-
	TALL	12403	12404	12404	16789	16789	16789	12402	12402	12402	12402
2/ STONE GUARD KIT *	SHORT	10030	10040	10040	-	-	-	-	-	-	-
	TALL	12413	12414	12414	16788	16788	16788	12412	12412	12412	12412
3/ SIDE RAIL KIT		Short, 09341	Short, 09341	Short, Direct Bolt 19614	Tall, 12847	Tall, 12834	Tall, 12750	Tall, 12834	Tall, 12750	Tall, 12750	Tall, 13523
4/ SIDE KIT		19584	19590	19592	19599	19603	19605	19581	19593	20681	19598
5/ WHEEL STOP KIT		20329	20328	20328	19485	19485	-	-	-	-	-
6/ WHEEL STOP KIT		-	-	-	-	-	13666	13666	13666	13666	13666
7/ SOLID FRONT KIT		19963	19964	19964	19966	19966	19966	19965	19965	19965	19965

*Short and tall kits can not be mixed. Stone guard kit requires the front rail kit.

For more accessories see page 22.

AUX BEAVERTAIL SERIES

AUX Series trailers are equipment and machine haulers, from ATVs and side-by-sides to golf carts and lawn mowers. Infinite tie down positions run the full length of the extruded aluminum deck to secure cargo, and the signature rear beavertail makes unloading and loading easy, especially for low ground clearance vehicles.



AUX2282 Pictured with Accessories

- 1 FULLY WELDED FRAME AND DECK**
The Triton difference - all-aluminum, fully welded frame provides a solid structure for years of loading and unloading. Frame and decking are fixture-built with custom extrusions, providing added strength with Triton fit and finish.
- 2 SIDE OR REAR LOADING OPTIONS**
Heavy-duty long bi-fold ramp or side ramp kit options are fully welded, providing superior support when loading vehicles.
- 3 BEAVERTAIL DESIGN**
Dropped rear beavertail deck for easy loading, especially low ground clearance vehicles.
- 4 TONGUE DESIGN**
Durable, fully welded A-frame tongue adds strength to the frame for reliable towing.

- 5 UNLIMITED TIE DOWN POINTS**
Quickslide channels in the deck provide multiple tie down points. Four standard D-ring tie downs can be easily moved and positioned in the channels to secure cargo.
- 6 SEALED LED LIGHTS AND WIRING**
LED lights are sealed and wiring throughout trailer is sealed and encased in aluminum tubing, resisting corrosion caused by moisture.
- 7 TOUGH MOLDED FENDERS**
Fenders with integral molded steps provide step points to access and tie down machines or cargo.

- 8 TANDEM TORSION AXLE**
Independent suspension with four cord rubber torsion axles provides a smooth ride.
- 9 TONGUE JACK**
1500# swivel wheel tongue jack with 10" up/down travel (AUX1882, AUX2082) or 5000# swivel wheel tongue jack with 15" up/down travel (AUX2282-7K, AUX2482-7K) helps you easily move your trailer into position. (not pictured)

POPULAR ACCESSORIES

Spare tire carrier and spare tire
Aluminum wheels

AUX BEAVERTAIL SERIES MODELS & SPECIFICATIONS

AUX1882, AUX2082



AUX1882 Pictured With Accessories

- 4 D-ring tie downs included.
- Heavy-duty long bi-fold ramp or side ramp kit options.
- 1500# tongue jack.
- Electric brakes standard on one axle.
- 6,000 GVWR.



AUX2282 Pictured With Accessories

AUX2282-7K, AUX2482-7K

- 4 D-ring tie downs included.
- Heavy-duty long bi-fold ramp or side ramp kit options.
- 5000# tongue jack.
- Electric brakes standard on both axles.
- 7,000 GVWR.

	Bed Width (in.)	Bed Length (in.)	Overall Width (in.)	Overall Length (in.)	Ramp Standard	Tilt Bed	Carrying Capacity with Brakes (lb.)	GVWR with Brakes (lb.)	Trailer Weight (lb.)	No. Of Axles	Hitch Height	Deck Height	Standard Tires*	Tire Upgrade Options*	Tongue Jack	Loading Style	Coupler (in.)	Brake Options
AUX1882-SPORT	81.25	216	102	270	NO	NO	4662	6000	1338	2	20	23.75	M	N, O, P, Q	YES	SIDE/REAR	2 5/16	STD. 1-ELEC
AUX2082-SPORT	81.25	240	102	294	NO	NO	4600	6000	1400	2	20	23.75	M	N, O, P, Q	YES	SIDE/REAR	2 5/16	STD. 1-ELEC
AUX2282-7K	81.25	264	102	318	NO	NO	5498	7000	1502	2	20	23.75	M	N, O, P, Q	YES	SIDE/REAR	2 5/16	STD. 2-ELEC
AUX2482-7K	81.25	288	102	342	NO	NO	5443	7000	1557	2	20	23.75	M	N, O, P, Q	YES	SIDE/REAR	2 5/16	STD. 2-ELEC

*TIRE OPTIONS

Option	Tire	Part Number	Option	Tire	Part Number	Option	Tire	Part Number	Option	Tire	Part Number
M	ST205/75D14 SILVER	06672	N	ST205/75R14C SILVER	14113	O	ST205/75R14 ALUMINUM	06193	P	ST205/75D15C SILVER	08056
Q	ST205/75D15C ALUMINUM	09611									

AUX BEAVERTAIL SERIES ACCESSORIES



HD Long Bi-Fold Ramp & HD Ramp Arm Kit: 18679.
Rated at 3000 lb. vehicle weight, one axle at a time.



Wheel Stop Kit: 19140.
(Shown on a TILT1282)



HD Bi-Fold Ramp & HD Corner Post Kit: 18601.
Rated at 3000 lb. vehicle weight, one axle at a time.



Spare Tire Carrier Kit: 18603.
(tire not included)



Stone Guard Ramp Kit (UTVs): 19620.
Rated at 500 lb. per ramp or 2000 lb. vehicle weight, one axle at a time. Ramp channel kit required.



Diamond Plate Storage Box: 13450.
For AUX2282-7K, AUX2482-7K models only (battery not included)



Wheel Stop Kit: 17813.

For more accessories see page 22.

TILT SERIES

The hallmark of the TILT Series is soft, precise motion thanks to its automotive racing shock system. With a balance point you can feel and double wishbone frame construction, alignment of vehicles are all smooth operations. Each TILT model offers infinite tie down positions that run the full length of the extruded aluminum deck to secure cargo.



TILT1282 Pictured with Accessories

- 1 FULLY WELDED FRAME AND DECK**
The Triton difference - all-aluminum, fully welded frame provides a solid structure for years of loading and unloading. Frame and decking are fixture-built with custom extrusions, providing added strength with Triton fit and finish.
- 2 DESIGNED FOR EASY VEHICLE LOADING**
Automotive racing shock system with controlled tilting provides smooth action for easy loading and unloading.
- 3 TONGUE DESIGN**
Fully welded wishbone tongue adds strength to the frame for towing and frequent loading and unloading of vehicles.

- 4 UNLIMITED TIE DOWN POINTS**
Quickslide channels in the deck provide multiple tie down points. Four D-ring tie downs can be easily moved and positioned in the channels to secure cargo.
- 5 SEALED LED LIGHTS AND WIRING**
LED lights are sealed and wiring throughout trailer is sealed and encased in aluminum tubing, resisting corrosion caused by moisture.
- 6 TOUGH MOLDED FENDERS**
Fenders with integral molded steps provide step points to access and tie down machines or cargo.

- 7 TORSION AXLE**
Independent suspension with four cord rubber torsion axle provides a smooth ride.
- 8 TONGUE JACK**
1000# swivel wheel tongue jack with 10" up/down travel helps you easily move your trailer into position.

POPULAR ACCESSORIES

Bracket tie downs
Spare tire carrier and spare tire
Aluminum wheels
Front Rail Kit
Stone Guard Kit
Wheel Stop Kit

TILT SERIES MODELS & SPECIFICATIONS

TILT1072, TILT1282, TILT1482



TILT1282 Pictured With Accessories

- 4 D-ring tie downs included.
- Electric brakes optional.

	Bed Width (in.)	Bed Length (in.)	Overall Width (in.)	Overall Length (in.)	Ramp Standard	Tilt Bed	Carrying with Brakes (lb.)	GVWR w/o Brakes (lb.)	Carrying with Brakes (lb.)	GVWR with Brakes (lb.)	Trailer Weight (lb.)	No. Of Axles	Hitch Height	Deck Height	Standard Tires*	Tire Upgrade Options*	Tongue Jack	Loading Style	Coupler (in.)
TILT1072	72	120	93	177	NO	YES	2495	2995	3000	3500	500	1	15.5	18	M	N, O	YES	REAR	2
TILT1282	80.75	144	102	192	NO	YES	2295	2995	2800	3500	700	1	14.5	18.5	M	N, O	YES	REAR	2
TILT1482	80.75	168	102	216	NO	YES	2168	2995	2673	3500	827	1	14.5	18.5	M	N, O	YES	REAR	2




*see page 22

*TIRE OPTIONS

Option	Tire	Part Number	Option	Tire	Part Number	Option	Tire	Part Number
M	ST205/75D14 SILVER	06672	N	ST205/75R14C SILVER	14113	O	ST205/75R14 ALUMINUM T08	06193

TILT SERIES ACCESSORIES


	TILT 1072	TILT 1282	TILT 1482
 <p>TALL SIDE RAIL KIT (order with tall front rail kit, corner post & 11242 3/8" tie downs*)</p>	12847	17770	17780
 <p>*11242 Number of 3/8" tie down kits needed</p>			
12847 TALL SIDE RAIL KIT	0		
17770 TALL SIDE RAIL KIT		1	
17780 TALL SIDE RAIL KIT			2
 <p>TALL FRONT RAIL KIT</p>	16789	19486	19486

	TILT 1072	TILT 1282	TILT 1482
 <p>TALL STONE GUARD KIT (order with tall front rail kit)</p>	16788	17772	17772
 <p>CORNER POST KIT</p>	N/A*	18607	18607
 <p>WHEEL STOP KIT (TILT)</p>	19485	19140	19140

For more accessories see page 22.

ATV SERIES

Designed specifically for off-road vehicles, the ATV Series makes hauling ATVs and UTVs easy with side- and rear-loading options and full-length adjustable tie down positions. Marine grade plywood decks stand up to the elements. Choose ATV-TR for easy-to-maneuver twin ramps.



ATV88 Pictured



ATV128-2 Pictured with Accessories



ATV128-2-TR Pictured with Accessories

1 FULLY WELDED FRAME

The Triton difference - all-aluminum, fully welded box frame provides a solid structure for years of loading and unloading. Frame is fixture-built with custom extrusions, providing added strength with Triton fit and finish.

2 SIDE OR REAR LOADING OPTIONS

Full-size ramp (ATV models) and twin ramps (ATV-TR models) are fully welded, providing superior support when loading and unloading vehicles. Ramps can be positioned at the side or rear for loading. Twin ramps (ATV-TR models) are easily stored in an under-deck storage system.

3 MULTIPLE TIE DOWN POINTS

Integrated channels in the side rails provide multiple tie down points. Four tie downs can be easily moved and positioned in the channels to secure cargo.

4 DURABLE DECK

Fully treated 1/2" marine grade plywood deck stands up to the elements for years of outdoor use.

5 SEALED LED LIGHTS AND WIRING

LED lights are sealed and wiring throughout trailer is sealed and encased in aluminum tubing, resisting corrosion caused by moisture.

6 TORSION AXLE

Independent suspension with four cord rubber torsion axle provides a smooth ride.

7 TONGUE JACK

1000# swivel wheel tongue jack with 10" up/down travel helps you easily move your trailer into position (Tongue jack is not standard for ATV88, ATV88-TR.)

ATV SERIES ACCESSORIES



Rail Kit: 08544.

Aluminum rail mounts to the side rails to provide a wheel stop (inset also pictures the optional spare tire and 08519 spare tire carrier)




Stake Pocket Kit: 08535.

Includes 8 stake pockets that fit 2x4s to build your own side kit to customize the trailer. Pockets can be mounted out of the way of regular ramp use.



Side Saddle Kit: 12910.

This kit permits the ramp (non-TR models only) to be hooked onto the rear pockets sideways to allow wider machines like side-by-sides to be easily loaded.



Stone Guard: 11055.

Mounts easily to the front rail kit (08544 is required), providing protection from road debris.

ATV SERIES MODELS & SPECIFICATIONS

ATV88



Pictured With Accessories

- Two place capacity for side loading.
- Ramp for side or rear loading.
- 4 tie downs included.

ATV88-TR



- Two place capacity for side loading.
- Twin ramps for side or rear loading.
- 4 tie downs included.

ATV128, ATV128-2



Pictured With Accessories

- Three place capacity for side loading.
- Ramp for side or rear loading.
- 6 tie downs included.
- Surge or electric brakes optional.

ATV128-TR, ATV128-2-TR



Pictured With Accessories

- Three place capacity for side loading.
- Twin ramps for side or rear loading.
- 6 tie downs included.
- Surge or electric brakes optional.

ATV168



- Four place capacity for side loading.
- Ramp for side or rear loading.
- 8 tie downs included.
- Surge or electric brakes optional.

ATV168-TR



- Four place capacity for side loading.
- Twin ramps for side or rear loading.
- 8 tie downs included.
- Surge or electric brakes optional.

	Bed Width (in.)	Bed Length (in.)	Overall Width (in.)	Overall Length (in.)	Tilt Bed	Carrying w/o Brakes (lb.)	GVWR w/o Brakes (lb.)	Carrying with Brakes (lb.)	GVWR with Brakes (lb.)	Trailer Weight (lb.)	No. Of Axles	Hitch Height	Deck Height	Standard Tires*	Tire Upgrade Options*	Tongue Jack	Loading Style	Coupler (in.)
ATV88	79	104	79.75	150	NO	1520	1880	N/A	N/A	360	1	19	22	A	B, C, E, F	NO	SIDE/REAR	2
ATV128	79	152	79.75	202	NO	2475	2995	N/A	N/A	520	1	22	25.5	E	F, K, L	YES	SIDE/REAR	2
ATV128-2	79	152	79.75	202	NO	N/A	N/A	2980	3500	520	1	22	25.5	N/A	M, O	YES	SIDE/REAR	2
ATV128-TR	79	152	79.75	202	NO	2315	2995	3720	4400	680	2	22	25.5	B	C, E, F	YES	SIDE/REAR	2
ATV168	79	200	79.75	250	NO	2215	2995	3620	4400	780	2	22	25.5	B	C, E, F	YES	SIDE/REAR	2
ATV88-TR	79	104	79.75	150	NO	1470	1880	N/A	N/A	410	1	19	22	A	B, C, E, F	NO	SIDE/REAR	2
ATV128-TR	79	152	79.75	202	NO	2425	2995	N/A	N/A	570	1	22	25.5	E	F, K, L	YES	SIDE/REAR	2
ATV128-2-TR	79	152	79.75	202	NO	N/A	N/A	2930	3500	570	1	22	25.5	N/A	M, O	YES	SIDE/REAR	2
ATV128-2-TR	79	152	79.75	202	NO	2265	2995	3670	4400	730	2	22	25.5	B	C, E, F	YES	SIDE/REAR	2
ATV168-TR	79	200	79.75	250	NO	2165	2995	3570	4400	830	2	22	25.5	B	C, E, F	YES	SIDE/REAR	2

*TIRE OPTIONS

Option	Tire	Part Number	Option	Tire	Part Number	Option	Tire	Part Number	Option	Tire	Part Number
A	18.5 X 8C SILVER	02435	C	20.5 X 10 E SILVER	07355	F	ST145/R12E ALUMINUM	10384	L	175/80R13D ALUMINUM T08	09475
B	20.5 X 10 C SILVER	03165	E	ST145/R12E SILVER	08875	K	ST175/80R-13D WHITE	07107	M	ST205/75D14 SILVER	06672
O	ST205/75R14 ALUMINUM T08	06193									

ATV-90-TR SERIES

Designed specifically for wider off-road vehicles, the ATV-90-TR Series makes hauling ATVs and UTVs easy with 90 inches of width, side- and rear-loading twin ramps and full-length adjustable tie down positions.



ATV1490-TR Pictured with Accessories

1 FULLY WELDED FRAME

The Triton difference - all-aluminum, fully welded box frame provides a solid structure for years of loading and unloading. Frame is fixture-built with custom extrusions, providing added strength with Triton fit and finish.

2 SIDE OR REAR LOADING OPTIONS

Wide 13" twin ramps are fully welded, providing superior support when loading vehicles. Ramps can be positioned at the side or rear for loading, and are adjustable to accommodate a variety of vehicle widths. Ramps are easily stored in a proprietary under-deck storage system designed to reduce noise when hauling.

3 MULTIPLE TIE DOWN POINTS

Integrated channels in the side rails plus Quickslide channels in the deck provide multiple tie down points. Four tie downs can be easily moved and positioned in the channels to secure cargo. A hook-shaped lip under side rails and small rear holes concealed under the rear crossmember provide even more tie down points.

4 DURABLE DECK

Fully treated 5/8" marine grade plywood deck stands up to the elements for years of outdoor use.

5 SEALED LED LIGHTS AND WIRING

LED lights are sealed and wiring throughout trailer is sealed and encased in aluminum tubing, resisting corrosion caused by moisture.

6 TANDEM TORSION AXLES

Independent suspension with four cord rubber torsion axles provides a smooth ride. (ATV1490-TR has single torsion axle.)

7 TONGUE JACK

1500# swivel wheel tongue jack with 10" up/down travel helps you easily move your trailer into position (not pictured).

POPULAR ACCESSORIES

Spare tire carrier and spare tire
13" tires
Front Rail Kit
Stone Guard Kit
Wheel Stop Kit

ATV-90-TR SERIES MODELS & SPECIFICATIONS

ATV1490-TR, ATV1490-2-TR



- Capacity examples: Side load up to three ATVs; side load one ATV and rear load one 2-place UTV; or rear load one 6-place UTV. Check measurements of vehicles for proper fitment.
- 6 tie downs included.
- Torsion axle on ATV1490-TR
- Tandem torsion axles on ATV1490-2-TR.
- Surge and electric brakes optional on one or both axle(s).



ATV1890-TR

- Capacity examples: Side load up to four ATVs; side load up to two ATVs and rear load one 2-place UTV; rear load two 2-place UTVs; or rear load one 6-place UTV. Check measurements of vehicles for proper fitment.
- 8 tie downs included.
- Tandem torsion axles.
- Surge and electric brakes optional on one or both axle(s).

	Bed Width (in.)	Bed Length (in.)	Overall Width (in.)	Overall Length (in.)	Ramp Standard	Tilt Bed	Carrying Capacity w/o Brakes (lb.)	GVWR w/o Brakes (lb.)	Carrying Capacity with Brakes (lb.)	GVWR with Brakes (lb.)	Trailer Weight (lb.)	Hitch Height	Deck Height	Standard Tires*	Tire Upgrade Options*	Tongue Jack	Loading Style	Coupler (in.)
ATV1490-TR	90	168	90.5	219	YES	NO	2281	2995	2586	3200	714	23	27	E	F, K, L	YES	SIDE/REAR	2
ATV1490-2-TR	90	168	90.5	219	YES	NO	2154	2995	4159	5000	841	23	27	E	F, G, H, K, L	YES	SIDE/REAR	2
ATV1890-TR	90	216	90.5	267	YES	NO	2001	2995	4006	5000	994	23.5	27.5	E	F, G, H, K, L	YES	SIDE/REAR	2


*TIRE OPTIONS

Option	Tire	Part Number	Option	Tire	Part Number	Option	Tire	Part Number	Option	Tire	Part Number
E	ST145/R12E SILVER	08875	F	ST145/R12E ALUMINUM	10384	G	ST175/80D13C SILVER	03392	H	ST175/80D13C ALUMINUM T08	09942
K	ST175/80R-13D WHITE	07107	L	175/80R13D ALUMINUM T08	09475						

ATV-90-TR SERIES ACCESSORIES



Rail Kit: 19454.
Mounts to the front deck to provide a wheel stop. (Inset also pictures the optional spare tire and 08519 spare tire carrier. Shown on ATV series, may vary slightly)



Stone Guard: 19455.
Mounts easily to the front rail kit (19454 is required), providing protection from road debris. (Shown on ATV series, may vary slightly)



Wheel Stop Kit: 19465.
Mounts to the front deck to provide a wheel stop.



Single ATV-90-TR Ramp: 19261.
Great addition to the two standard twin ramps to accommodate three-wheeled vehicles.



Stake Pocket Kit: 08535.
Includes 8 stake pockets that fit 2x4s to build your own side kit to customize the trailer. Pockets can be mounted out of the way of regular ramp use.

GU SERIES

The GU Series is ideal for mid-size equipment and projects at home or work. With a durable marine grade plywood deck and tilt bed, this straightforward trailer gets the job done.



GU10 Pictured with Accessories

1 FULLY WELDED FRAME

The Triton difference - all-aluminum, fully welded box frame provides a solid structure for years of loading and unloading. Frame is fixture-built with custom extrusions, providing added strength with Triton fit and finish.

2 DESIGNED FOR EASY ON/OFF

The tilt bed, dropped aluminum tongue and lower deck height work together for no-nonsense loading and unloading, plus provide a lower profile when towing.

3 TIE DOWN POINTS

Four D-ring tie downs are positioned in the corners to secure cargo.

4 DURABLE DECK

Fully treated 1/2" marine grade plywood deck stands up to the elements for years of outdoor use.

5 SEALED LED LIGHTS AND WIRING

LED lights are sealed and wiring throughout trailer is sealed and encased in aluminum tubing, resisting corrosion caused by moisture.

6 TORSION AXLE

Independent suspension with four cord rubber torsion axle provides a smooth ride.

7 TOUGH MOLDED FENDERS

Fenders with integral molded steps provide step points to access and tie down machines or cargo.

POPULAR ACCESSORIES

Spare tire carrier and spare tire
Tongue Jack
Stake Pocket Kit
Rail Kit
Straight Ramp or Bi-fold Ramp

GU SERIES MODELS & ACCESSORIES

GU10

- 4 D-ring tie downs in each corner.



Pictured with Accessories

	Bed Width (in.)	Bed Length (in.)	Overall Width (in.)	Overall Length (in.)	Ramp Standard	Tilt Bed	Carrying Capacity w/o Brakes (lb.)	GVWR w/o Brakes (lb.)	Carrying Capacity with Brakes (lb.)	GVWR with Brakes (lb.)	Trailer Weight (lb.)	Hitch Height	Deck Height	Standard Tires*	Tire Upgrade Options*	Tongue Jack	Loading Style	Coupler (in.)
GU10	64	120	84	164	NO	YES	1720	2090	N/A	N/A	370	19	18	D	B, E, F	NO	REAR	2

*TIRE OPTIONS

Option	Tire	Part Number	Option	Tire	Part Number	Option	Tire	Part Number	Option	Tire	Part Number
B	20.5 X 10 C SILVER	03165	D	5.30 X 12 C SILVER	04153	E	ST145/R12E SILVER	08875	F	ST145/R12E ALUMINUM	10384

GU SERIES ACCESSORIES



Side Kit: 11930.

Ideal for tall loads and cargo needing more tie down points for light duty straps. Kit includes fence-style front and sides.



Straight Tall Ramp Kit: 13730.

Fully welded aluminum ramp provides superior support when loading vehicles. Compatible with side and rail kits.



Endgate Kit: 11940.

Complements the side kit for full containment (requires side kit). Endgate kit slides into channels and rests on the rear edge of the deck.



Bi-fold Ramp Kit: 13750.

Fully welded aluminum ramp creates a low-profile presence on the road for less wind drag and improved gas mileage. Compatible with side and rail kits.



Rail Kit: 06712.

Provides additional tie down points on three sides of the trailer for light duty straps to secure cargo.



Stackable Ramp Kit: 13670.

Twin ramps adjust for vehicle wheel widths when rear loading, and slide into the rear of the box side kit doubling as an endgate. (pictured with required box side kit)



Box Side Kit: 13660.

Aluminum diamond plate sides provide containment of loose loads. (pictured with the optional straight ramp kit)



Stake Pocket Kit: 06533.

Includes 8 stake pockets that fit 2x4s to build your own side kit to customize the trailer. Pockets can be mounted out of the way of regular ramp use.

For more accessories see page 22.

UT SERIES

The durable UT Series is ready to haul large equipment, vehicles and commercial goods. Combination extruded aluminum and marine grade plywood decks stand up to heavy-duty hauling.



UT12 Pictured with Accessories

1 FULLY WELDED FRAME

The Triton difference - all-aluminum, fully welded box frame provides a solid structure for years of loading and unloading. Frame is fixture-built with custom extrusions, providing added strength with Triton fit and finish.

2 STAKE POCKETS

Ten stake pockets welded to the frame provide tie down points or are convenient to build your own side kit to contain loads.

3 UT12, UT16 COMBINATION DECK

Plywood and extruded aluminum deck provides durability and an integrated tie down system to secure loads. Fully treated 5/8" marine grade plywood stands up to the elements for years of outdoor use. (Models UT12, UT12-2 and UT16)

4 UT16-7 HEAVY DUTY DECK

A heavy duty 1" plywood deck with deck joiners and four heavy duty tie downs are suitable for tough jobs. (Model UT16-7)

5 SEALED LED LIGHTS AND WIRING

LED lights are sealed and wiring throughout trailer is sealed and encased in aluminum tubing, resisting corrosion caused by moisture.

6 TORSION AXLES

Independent suspension with four cord rubber torsion axle provides a smooth ride.

7 TONGUE JACK

1500# swivel wheel tongue jack with 10" up/down travel helps you easily move your trailer into position. (not pictured)

OTHER STANDARD FEATURES

Stainless steel hardware

POPULAR ACCESSORIES

Spare tire carrier and spare tire
Aluminum wheels
Side Kits
Ramps

UT SERIES MODELS & ACCESSORIES

UT12



Pictured with Accessories

- 3,500 GVWR
- Single torsion axle
- Surge or electric brakes optional.

UT16-7



Pictured with Accessories

- 7,000 GVWR
- Tandem torsion axles
- Surge or electric brakes standard on one axle.
- Surge or electric brakes optional on second axle.

UT12-2, UT16



Pictured with Accessories

- 6,000 GVWR
- Tandem torsion axles
- Surge or electric brakes optional on one axle or two.

	Bed Width (in.)	Bed Length (in.)	Overall Width (in.)	Overall Length (in.)	Ramp Standard	Tilt Bed	Carrying Capacity w/o Brakes (lb.)	GVWR w/o Brakes (lb.)	Carrying Capacity with Brakes (lb.)	GVWR with Brakes (lb.)	Trailer Weight (lb.)	Hitch Height	Deck Height	Standard Tires*	Tire Upgrade Options*	Tongue Jack	Loading Style	Coupler (in.)
UT12	81	144	101	191	NO	NO	2215	2995	2720	3500	780	17	21	M	O	YES	REAR	2
UT12-2	81	144	101	192	NO	NO	2095	2995	5100	6000	900	17	21	M	O	YES	REAR	2
UT16	81	192	101	238	NO	NO	1995	2995	5000	6000	1000	17	21	M	O	YES	REAR	2
UT16-7	81	192	101	238	NO	NO	N/A	N/A	5825	7000	1175	17	22	M	O	YES	REAR	2 5/16

*TIRE OPTIONS

Option	Tire	Part Number	Option	Tire	Part Number
M	ST205/75D14 SILVER	06672	O	ST205/75R14 ALUMINUM - T08	06193

UT SERIES ACCESSORIES



	UT12, UT12-2	UT16	UT16-7
Side Kit	11600	11630	11630



	UT12, UT12-2	UT16	UT16-7
Endgate Kit	11760	11760	11760



Straight Ramp Kit	06908	06908	07091
--------------------------	-------	-------	-------




Spare Tire Carrier	11830	11830	11830
---------------------------	-------	-------	-------

For more accessories see page 22.

CH & EHHD SERIES

Whether hauling for work or play, the CH and EHHD Series have extreme strength to carry heavy equipment, cars and vehicles. Infinite tie down positions run the full length of the extruded aluminum trailer deck to secure cargo. The rear beavertail makes unloading and loading easy for all cargo, especially low ground clearance vehicles.



CH22 Pictured with Accessories

EHHD20 Pictured with Accessories

- FULLY WELDED FRAME & DECK**
The Triton difference - all-aluminum, fully welded frame provides a solid structure for years of loading and unloading. Frame and decking are fixture-built with custom extrusions, providing added strength with Triton fit and finish.
- DESIGNED FOR LARGE VEHICLE LOADING**
3 ½" dropped rear beavertail deck for easy loading of most low ground clearance vehicles. Two jack stands provide additional stability. CH models have two heavy-duty twin ramps for rear and side loading; includes front rack for easy storage. EHHD models have a fully welded, heavy-duty bi-fold aluminum ramp with support legs for stable loading.
- UNLIMITED TIE DOWN POINTS**
Integrated channels in the side rails and three Quickslide channels in the deck provide multiple tie down points. Four heavy-duty D-ring tie downs can be easily moved and positioned in the channels to secure cargo.
- TONGUE DESIGN**
Fully welded A-frame tongue adds strength to the heavy-duty frame for towing and frequent loading and unloading of cars and equipment.
- SEALED LED LIGHTS AND WIRING**
LED lights are sealed and wiring throughout trailer is sealed and encased in aluminum tubing, resisting corrosion caused by moisture.
- TANDEM TORSION AXLES**
Independent suspension with four cord rubber torsion axles provides a smooth ride. Electric brakes standard on both axles.
- DIAMOND PLATE FENDERS**
Fender is removable on the driver's side for vehicle access and door clearance.
- TONGUE JACK**
2,000# (CH models) or 5,000# (EHHD models) tongue jack with skid plate helps you easily move your trailer into position.

POPULAR ACCESSORIES

Spare tire carrier and spare tire
Aluminum wheels
Long HD Bi-Fold Ramp Kit

CH & EHHD SERIES MODELS & ACCESSORIES

CH18, CH20, CH22



- 7,500 GVWR.
- 8' wide bed in front of fenders. Lengths of 18', 20' and 22'.
- Electric brakes standard on both axles.

Pictured with Accessories



EHHD18, EHHD20, EHHD22

- 9,995 GVWR
- 8' wide bed in front of fenders. Lengths of 18', 20' and 22'.
- Electric brakes standard on both axles.

Pictured with Accessories

	Bed Width (in.)	Bed Length (in.)	Overall Width (in.)	Overall Length (in.)	Ramp Standard	Tilt Bed	Carrying Capacity w/o Brakes (lb.)	GVWR w/o Brakes (lb.)	Carrying Capacity with Brakes (lb.)	GVWR with Brakes (lb.)	Trailer Weight (lb.)	Hitch Height	Deck Height	Standard Tires*	Tire Upgrade Options*	Tongue Jack	Loading Style	Coupler (in.)
CH18	97.5	216	102	268	YES	NO	N/A	N/A	6020	7500	1480	19.5	23	R	S	YES	SIDE/REAR	2 5/16
CH20	97.5	240	102	292	YES	NO	N/A	N/A	5900	7500	1600	19.5	23	R	S	YES	SIDE/REAR	2 5/16
CH22	97.5	264	102	316	YES	NO	N/A	N/A	5780	7500	1720	19.5	23	R	S	YES	SIDE/REAR	2 5/16
EHHD18	97.5	216	102	286	YES	NO	N/A	N/A	8185	9995	1810	20	24	T	U	YES	REAR	2 5/16
EHHD20	97.5	240	102	310	YES	NO	N/A	N/A	7985	9995	2010	20	24	T	U	YES	REAR	2 5/16
EHHD22	97.5	264	102	334	YES	NO	N/A	N/A	7785	9995	2210	20	24	T	U	YES	REAR	2 5/16

*TIRE OPTIONS

Option	Tire	Part Number	Option	Tire	Part Number	Option	Tire	Part Number	Option	Tire	Part Number
R	ST205/75 R15D WHITE	13104	S	ST205/75 R15D5 ALUMINUM T08	13623	T	ST22575R15E WHITE	14397	U	ST22575R15E ALUMINUM T08	10940

CH & EHHD SERIES ACCESSORIES



Electric Tongue Jack Kit: 13630. Easily lift and lower the tongue. Includes foot plate and manual crank handle. Storage box, battery tray and battery required and sold separately. Can be used for CH and EHHD models.




Electric Winch Kit: 13570. Electric winch rated at 4000 lb. can be mounted in any Quickslide channel. Includes 43' of wire cable and 12V remote control with toggle switch. Storage box and battery required and are sold separately. Can be used for CH and EHHD models.



Tire Rack: 13949. Stores spare tires up and out of the way. Bolts to 3/8" channels in deck. Can be used for CH and EHHD models.



Diamond Plate Storage Box: 13450. Fits in the A-frame of the tongue. Great for storing straps and 12V battery for electric winch or electric tongue jack. Latches with a keyed lock. Can be used for CH and EHHD models.



Hauler Bi-fold Ramp Kit: 13950. Fully welded, heavy-duty bi-fold aluminum ramp with support legs for stable loading. (For CH models only. Ramp standard on EHHD models.)



Long HD Bi-Fold Ramp Kit: 18270 Fully welded, heavy-duty bi-fold aluminum ramp is longer with a flatter approach for low ground clearance vehicles. Includes support legs for stable loading. 3000 LB. vehicle weight one axle at a time. Can be used for CH and EHHD models.





EHHD Bulkhead Rack Kit: 14640. Aluminum rack mounts at the front of the deck to provide a wheel stop (EHHD models only.)



CH Spare Tire Carrier: 18603. For 5 bolt rims. Shown on CH22 on page 20. (CH models only.)

EHHD Spare Tire Carrier: 17070. For 6 bolt rims. (EHHD models only.)

ACCESSORIES

								
	Winch Mount Kit	Spare Tire Bracket	Spare Tire Carrier	Tall Spare Tire Carrier	Spare Tire Carrier Kit	Wheel Chock Kit	Wheel Chock Kit	Hauler Wheel Stop Kit
Part Number	04315	02464	08519	19161	18603	11116 Quickslide	11104 1/4" Carriage Bolt Slot	13666
Description	Makes bringing "dead weight" loads onto the bed easier. Stand, winch and mounting hardware standard.	Place the two plates together over the nuts. The two plates can be locked through the center hole with a padlock for added security.	Can be used in combination with a tongue jack. 13" or smaller tire. (tongue jack and spare tire not included)	Adds 5" additional ground clearance. 13" or smaller tire. (tongue jack and spare tire not included)	Add a spare tire mount, in conjunction with a spare tire to ensure an unfortunate flat tire will not ruin an entire trip.	The Quickslide Wheel Chock Kit is adjustable the full length of the Quickslide on the trailer deck.	The Wheel Chock Kit is adjustable the full length of the trailer deck.	2x4 required. Includes two. Tie down holes drilled into sides of wheel stops.
ATV Series	✓	✓	✓	✓	✓			
ATV90 Series	✓	✓	✓	✓	✓	✓		✓
UT12-UT16	✓					✓		✓
UT16-7	✓							
GU Series	✓	✓	✓	✓	✓			
TILT1072					✓			
TILT1282 & 1482					✓	✓		✓
AUT853	✓	✓	✓	✓	✓		✓	
AUT's- 64" wide	✓	✓	✓	✓	✓		✓	
AUT 1072 & 1272					✓		✓	
AUT1472					✓	✓	✓	✓
AUT's- 82" wide	✓				✓	✓	✓	✓
AUX Beavertail					✓	✓	✓	✓
Car & Equipment Hauler Series						✓		✓

✓ = an optional accessory

TIE DOWN OPTIONS



	3/8" D-rings (pr)	1/4" D-rings (2 pair)	3/8" Bracket Tie Downs (2 pair)	3/8" HD D-rings (2 pair)	Quickslide Tie Downs (Flush) (pr)	Quickslide Eyebolt Tie Downs (pr)	Flush Mounted D-ring Kits (pr)	Recessed Mounted D-rings (pr)	1/4" ATV Tie Downs (pr)	Heavy Duty Tie Downs (pr)	5/16" ATV90 Tie Downs Rail	5/16" ATV90 Tie Downs Deck
Part Number	16838	09529	11242	12126	08840	07837	07835	07834	08660	11111	13760	11920
ATV Series							✓	✓	2-4			
ATV90 Series					✓	✓	✓	✓			4-8	✓
UT12-UT16			✓	✓	✓	✓	✓	✓		✓		
UT16-7							✓	✓		3		
GU Series		2					✓	✓				
TILT	4		✓	✓	✓	✓						
AUT853		2										
AUT's- 64" wide		2 to 3										
AUT 1072 & 1272	2		✓	✓								
AUT1472	✓		7	✓	✓	✓						
AUT's- 82" wide	✓		4 to 7	✓	✓	✓						
AUX Beavertail	✓		✓	2	✓	✓						
Car & Equipment Hauler Series	✓		✓	2	✓	✓						

✓ means it is an option. Number is how many pairs are standard.

SPECIFICATION DETAILS

Make sure that the trailer has the carrying capacity and deck space for your specific loads. Recommended tongue weight 7-10% of GVWR. Upgraded tires will change deck heights. Some tire upgrades require spacer kits. See your dealer. It is the responsibility of the purchaser to adhere to the brake laws regarding trailers. For full information on the laws in your state, contact the appropriate State Motor Vehicle Dept.

Please Note: Tilt trailer operation depends greatly on the center of gravity of the vehicle being hauled. Please consult your dealer when determining the right size trailer for you vehicle.

Surge brake options will change the overall length of trailer. Second axle brakes can be added when one is standard.

Contact your authorized Triton Trailers, LLC dealer for specifications, pricing and lead times. Due to continuous product improvements; standard features, optional accessories and specifications are subject to change without notice or obligation. Product photography may show equipment and data that is available at an additional cost. Vehicles loaded on trailers not included. Triton Trailers, LLC reserves the right to make changes to models or discontinue models without notice or obligation.

TRITON

TRAILERS



www.tritontrailers.com



Snowmobile Trailers



Off Road Vehicle Trailers



Multi-Season Enclosed Trailers



Cargo & Utility Trailers



Personal Watercraft Trailers

AUTHORIZED DEALER:

857 West State Street Hartford, WI 53027
P/ 800.232.3780



Transport
Canada



NATDA
North American Trailer Dealers Association

