

TRITON
TRAILERS

ALUMINUM ENCLOSED TRAILERS



BUILT FOR ADVENTURE.

ALUMINUM ENCLOSED TRAILERS




page
3

The Triton Difference




page
4

Lowboy Heavy Duty Series
Lowboy Series



page
6

Prestige Series



page
7

Rocky Mountain Edition
Trim Package



page
8

Specifications



page
9

Custom Options



Cover: Returning from a day on the trails to a Rocky Mountain Edition Lowboy 24'.

THE TRITON DIFFERENCE

Enclosed trailers are not equal when it comes to reliability and construction. Just like a house, the quality and craftsmanship of the builder makes the difference. Every Triton enclosed trailer has all-aluminum construction, with fully welded lower and upper frames that are fixture-built with custom aluminum extrusions. The result? A solid structure that you can trust to house and haul what's important to you, for years, in the weather conditions you love.



Lowboy Series Pictured

CONSTRUCTION

All-aluminum tube construction with fully welded lower and upper frame

Wall and ceiling studs, floor crossmembers and frame are fixture-built with custom extrusions

Sealed wiring for LED trailer lights is encased in aluminum tubing

Spring-assist front and rear ramp doors with welded, grease zerk hinges

Straight tongue with A-frame bracing

Four cord torsion axle suspension

INTERIOR

V-nose design adds 5' to usable deck length

Fully treated 5/8" marine grade plywood decking

Cargo security (see models for standard tie down features)

Two interior LED dome lights

Side access door

EXTERIOR

Smooth .030" aluminum panel exterior (.050" on 28' Lowboy Heavy Duty)

1600# tongue jack offset at V-nose prevents interference when opening most tailgates

Tall aluminum diamond plate stone guard at V-nose

Aluminum wheels

Seamless one-piece aluminum roof

LED trailer lights



Register your trailer at tritontrailers.com for a limited 5 year warranty.

LOWBOY HEAVY DUTY SERIES

Lowboy HD is the ideal enclosed hauler for cars, recreational vehicles and heavy equipment. Lowboy HD trailers are often customized with fully detailed interiors, audio and climate controls, and electrical supplies for specific uses and destinations. The Lowboy HD Series has Triton's construction, fit and finish (see page 3) and offers the following standard features.



LB-HD24 Pictured with Accessories

1 HEAVY DUTY CARRYING CAPACITY

Fixture-built frame with custom extrusions has 16" on center wall studs and 12" on center floor crossmembers. (9,995 lb. GVWR)

2 BEAVERTAIL DESIGN

Dropped rear beavertail deck for easy loading, especially low ground clearance vehicles.

3 SMOOTH ALUMINUM SKIN

Bonded (screwless) .030" aluminum panel exterior. 28' length models feature .050" aluminum panel exterior.

4 FLEXIBLE CARGO SECURITY

Four fixed, flush mount heavy-duty D-ring tie downs are bolted to welded brackets. Two full-length Quickslides have four flush tie downs to provide infinite tie down options. (not pictured)

5 DOUBLE-SEAL RAMP DOORS

Spring-assist ramp door with double seal prevents leaks, keeping cargo dry. Built-in transition makes loading and unloading easy.

6 15" ALUMINUM WHEELS

6-bolt radial tires with aluminum rims have "E" load range rating.

7 TORSION AXLES

Four cord rubber torsion axles with electric brakes on front and rear axle.

OTHER STANDARD FEATURES

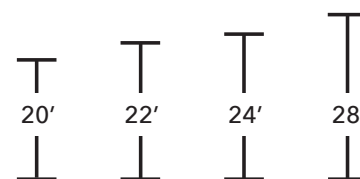
Available heights of 6'6", 7' or 7'6"

Stainless steel ramp door latch with built-in keyed lock

Spacious 98" interior between walls and 82" between 9" high wheel wells

Aluminum frame rollers on rear axle mounts

Colors: Light Metallic Pewter, Metallic Charcoal Gray, Black, White



Deck Length

V-nose adds 5' to usable deck length

LOWBOY SERIES

Lowboy trailers are ideal for hauling motor sport and power sport vehicles, and light equipment. Lowboy trailers are often customized with fully detailed interiors, audio and climate controls, and electrical supplies for specific uses and destinations. The Lowboy Series has Triton's construction, fit and finish (see page 3) and offers the following standard features.



LB-20 Pictured with Accessories

1 HIGH CARRYING CAPACITY

Fixture-built frame with custom extrusions has 16" on center wall studs and 16" on center floor crossmembers. (7,000 lb. GVWR)

2 BEAVERTAIL DESIGN

Dropped rear beavertail deck for easy loading, especially low ground clearance vehicles.

3 SMOOTH ALUMINUM SKIN

Bonded (screwless) .030" aluminum panel exterior.

4 FLEXIBLE CARGO SECURITY

Four fixed, flush mount heavy-duty D-ring tie downs are bolted to welded brackets. Two full-length Quickslides have four flush tie downs to provide infinite tie down options. (not pictured)

5 DOUBLE-SEAL RAMP DOORS

Spring-assist ramp door with double seal prevents leaks, keeping cargo dry. Built-in transition makes loading and unloading easy.

6 15" ALUMINUM WHEELS

5-bolt radial tires with aluminum rims have "C" load range rating.

7 TORSION AXLES

Four cord rubber torsion axles with standard electric brakes on front axle, optional electric brakes on rear axle.

OTHER STANDARD FEATURES

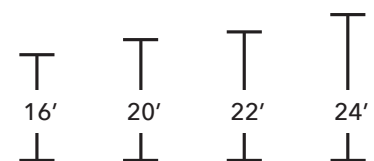
Available heights of 6'6", 7' or 7'6"

Stainless steel ramp door latch with built-in keyed lock

Spacious 98" interior between walls and 82" between 9" high wheel wells

Aluminum frame rollers on rear axle mounts

Colors: Light Metallic Pewter, Metallic Charcoal Gray, Black, White



Deck Length

V-nose adds 5' to usable deck length

PRESTIGE SERIES

The Prestige Series is designed for multi-season and multi-sport hauling, whether across town or across the country. Standard Prestige trailers are often customized with storage and tie down options for hauling snowmobiles, off-road vehicles, motorcycles, and gear. The Prestige Series has Triton's construction, fit and finish (see page 3) and offers the following standard features.



PR-207 Pictured with Accessories

1 MULTI-USE CARRYING CAPACITY

Fixture-built frame with custom extrusions has 19" on center (8' wide model) or 24" on center (7' wide model) floor crossmembers.

2 EASY ENTRY AND EXIT

Ramp approach has a built-in transition for easy loading. (not pictured)

3 SMOOTH ALUMINUM SKIN

Bonded (screwless) .030" aluminum panel exterior.

4 ADJUSTABLE TIE DOWN POSITIONS

Two full-length Quickslides provide infinite tie down options. Tie down bars included. (not pictured)

5 DOUBLE-SEAL RAMP DOORS

Spring-assist ramp door with double seal prevents leaks, keeping cargo dry.

6 ALUMINUM WHEELS

13" radial tires (8' wide model) or 14" radial tires (7' wide model) with aluminum rims.

7 TORSION AXLE

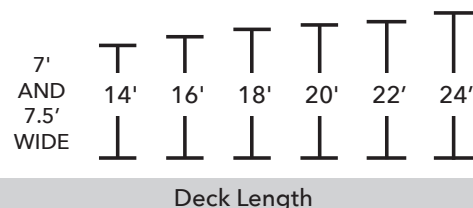
Four cord rubber torsion axle with optional electric brakes.

OTHER STANDARD FEATURES

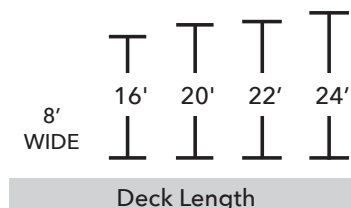
Available heights of 6', 6'6", 7' or 7'6"

Stainless steel ramp door latch with built-in keyed lock

Colors: Light Metallic Pewter, Metallic Charcoal Gray, Black, White



V-nose adds 5' to usable deck length



Whether your destination is deep powder or miles of well groomed trails, begin and end an awesome day of riding with the Rocky Mountain edition. Designed for extreme weather conditions, it's fully loaded with a propane heating system, finished interior and plenty of storage for gear. An on-board battery powers the interior and exterior LED lights and stereo system when parked, making it easy to work on machines inside and load after dark. Like you, being outdoors recharges its battery, thanks to a roof-mounted solar panel that trickle-charges the on-board battery system.



LB-24
Pictured

INTERIOR

- 1 Lauan Interior
- 2 Folding Seat
- 3 Black Quad Floor and Kick Panel

EXTERIOR

- 4 Insulated Walls & Ceiling (not pictured)
- 5 Exterior LED Lights with Clear Lenses
- 6 Step at Side Access Door (not pictured)

STORAGE

- 7 2 Black Helmet Cabinets
- 8 Spare Tire Carrier
- 9 2 Coat Racks
- 10 Roof Vent

INTERIOR ELECTRICAL

- 11 Basic Converter & Battery
- 12 4 LED Lights in Roof & 3-way switch
- 13 Single DIN Radio Sirius XM capable
- 14 Solar Panel charger on roof (not pictured)
- 15 LP Furnace 35K

SPECIFICATIONS



	BED WIDTH (IN.)	BED LENGTH (FT.)	BED LENGTH WITH 5' V-NOSE (FT.)	OVERALL LENGTH (FT.)	CARRYING CAPACITY (LB.)	GVWR (LB.)	TRAILER WEIGHT (LB.)	NO. OF AXLES	BALL SIZE (LB.)	HITCH HEIGHT (IN.)	STANDARD TIE DOWN	STANDARD TIRES (ALUMINUM OR TML RIMS)
PR-147	80.5	14	19	22.5	3350	5000	1650	2	2	18	2 TIE DOWN BARS & QUICKSLIDE	ST205/75 R14C
PR-167	80.5	16	21	24.5	3250	5000	1750	2	2	18	2 TIE DOWN BARS & QUICKSLIDE	ST205/75 R14C
PR-187	80.5	18	23	26.5	4150	6000	1850	2	2	18	3 TIE DOWN BARS & QUICKSLIDE	ST205/75 R14C
PR-207	80.5	20	25	28.5	3925	6000	2075	2	2	18	3 TIE DOWN BARS & QUICKSLIDE	ST205/75 R14C
PR-227	80.5	22	27	30.5	3700	6000	2300	2	2	18	4 TIE DOWN BARS & QUICKSLIDE	ST205/75 R14C
PR-247	80.5	24	29	32.5	3475	6000	2525	2	2	18	4 TIE DOWN BARS & QUICKSLIDE	ST205/75 R14C
PR-147.5	86.5	14	19	22.5	3042	5000	1958	2	2	18	2 TIE DOWN BARS & QUICKSLIDE	ST205/75 R14C
PR-167.5	86.5	16	21	24.5	2898	5000	2102	2	2	18	2 TIE DOWN BARS & QUICKSLIDE	ST205/75 R14C
PR-187.5	86.5	18	23	26.5	3754	6000	2246	2	2	18	3 TIE DOWN BARS & QUICKSLIDE	ST205/75 R14C
PR-207.5	86.5	20	25	28.5	3485	6000	2515	2	2	18	3 TIE DOWN BARS & QUICKSLIDE	ST205/75 R14C
PR-227.5	86.5	22	27	30.5	3216	6000	2784	2	2	18	4 TIE DOWN BARS & QUICKSLIDE	ST205/75 R14C
PR-247.5	86.5	24	29	32.5	2947	6000	3053	2	2	18	4 TIE DOWN BARS & QUICKSLIDE	ST205/75 R14C
PR-168	98	16	21	24	3100	5000	1900	2	2	25	3 TIE DOWN BARS & QUICKSLIDE	175/80 R13D
PR-208	98	20	25	28	3650	6000	2350	2	2	25	4 TIE DOWN BARS & QUICKSLIDE	175/80 R13D
PR-228	98	22	27	30	3525	6000	2475	2	2	25	4 TIE DOWN BARS & QUICKSLIDE	175/80 R13D
PR-248	98	24	29	32	3400	6000	2600	2	2	25	4 TIE DOWN BARS & QUICKSLIDE	175/80 R13D
LB-16	98	16	21	24.5	4720	7000	2280	2	2 5/16	16.5	4 - 5000 LB. D-RING & QUICKSLIDE	ST205/75 R15C
LB-20	98	20	25	28.5	4470	7000	2530	2	2 5/16	16.5	4 - 5000 LB. D-RING & QUICKSLIDE	ST205/75 R15C
LB-22	98	22	27	30.5	4335	7000	2665	2	2 5/16	16.5	4 - 5000 LB. D-RING & QUICKSLIDE	ST205/75 R15C
LB-24	98	24	29	32.5	4200	7000	2800	2	2 5/16	16.5	4 - 5000 LB. D-RING & QUICKSLIDE	ST205/75 R15C
LBHD-20	98	20	25	28.5	7195	9995	2800	2	2 5/16	20.5	4 - 5000 LB. D-RING & QUICKSLIDE	ST225/75R 15E
LBHD-22	98	22	27	30.5	7095	9995	2900	2	2 5/16	20.5	4 - 5000 LB. D-RING & QUICKSLIDE	ST225/75R 15E
LBHD-24	98	24	29	32.5	6995	9995	3000	2	2 5/16	20.5	4 - 5000 LB. D-RING & QUICKSLIDE	ST225/75R 15E
LBHD-28	98	28	33	36.5	6695	9995	3300	2	2 5/16	20.5	4 - 5000 LB. D-RING & QUICKSLIDE	ST225/75R 15E

DOOR OPENING

	Front Door Opening 6' Box (W" X H")	Rear Door Opening 6' Box (W" X H")	Front Door Opening 6'6" Box (W" X H")	Rear Door Opening 6'6" Box (W" X H")	Front Door Opening 7' Box (W" X H")	Rear Door Opening 7' Box (W" X H")	Front Door Opening 7'6" Box (W" X H")	Rear Door Opening 7'6" Box (W" X H")
Prestige 7' Wide	62 x 65	76 x 69	62 x 71	76 x 75	62 x 77	76 x 81	62 x 83	76 x 87
Prestige 7.5' Wide	62 x 65	82 x 69	62 x 71	82 x 75	62 x 77	82 x 81	62 x 83	82 x 87
Prestige 8' Wide	62 x 65	92 x 69	62 x 71	92 x 75	62 x 77	92 x 81	62 x 83	92 x 87
Lowboy & Lowboy HD	-	-	62 x 71	92 x 77	62 x 77	92 x 83	62 x 83	92 x 89

Measure your particular vehicles for needed model size. Recommended tongue weight for all enclosed trailers is 7-10% of GVWR. Please note: It is the responsibility of the purchaser to adhere to the brake laws regarding trailers. For full information on the laws in your state, contact the appropriate State Motor Vehicle Department. Contact your local dealer for order lead times. All trailers ordered without brakes will have a GVWR of 2995 lbs. Specifications, parts, and accessories can change without notice. Trailers may be shown with options not standard.

CUSTOM OPTIONS

SIDE DOORS & STEPS



Side Access Door Window

Obscure glass for security but allows light into your trailer.



Side Access Door in V-Nose

Side access door can be located in front V-nose instead of a ramp.



Spring Door Chain: 15837

Stop your side access door from hitting the exterior skin or fender on windy days. Can be unhooked to open the door fully if needed.



Step Kit: 09329

Step allows easy entry into the trailer through the side access door.



Fold-Out Step: 13206 and 13206-32

The fold out step has a large surface to allow for stable and secure footing into and out of the trailer. 20" or 32" width.



Keyless Entry: 16167

Program your own code for your side access door. No need for keys!



LED Lighted Grab Handle: 13232

The handle is mounted to the exterior wall near the side access door, allowing for greater visibility at night. Includes switch.



Car Access Door: 12505

This large 48"W x 60"H door is used for exiting your vehicle after it has been loaded. Also comes with a keyed lock. Lowboy and Lowboy HD models only.



Concession Door: 10399

Comes with gas shocks. 36"H x 48"W

Concession Door: 20242

Comes with gas shocks. 36"H x 72"W



Fuel Door: 09037

Fuel your machines after they have been loaded through this 14" x 14" door. The door also comes with a keyed lock.

WINDOWS AND INTERIORS



Small Side Window: 10389

24"W x 18"H



Large Side Window: 15217

30"W x 20"H



3/8" Plywood Walls, White Lauan Ceiling

Engineered for hauling.



Black Cove, Nose & Spring Pan: 20214

Edge the trailer with black aluminum cove pans, interior nose and spring pan. Image shown with lights. (available on Prestige and Lowboy models only)



Combo Walls: 19670

Full length aluminum channels for mounting various items to your interior walls. Each combo wall row has a center 1/4" carriage bolt channel and two slat wall channels for mounting accessories. 1 to 4 rows of combo wall can be ordered and can be placed at any height.

WINDOWS AND INTERIORS *continued*



Insulated Walls, Ceiling: 20238 and/or Floor: 18998

Keep the inside of the trailer warm in the winter season. For walls and ceiling to be insulated you must have an interior. The floor is insulated with spray on foam.



Aluminum White Skin Interior

Give a brighter finish by adding the aluminum skin interior.



Diamond Plate Kick Panel: 19177 Prestige, 19178 Lowboy

Upgrade from the standard wood to the stylish diamond plate kick to protect the lower portion of the wall.



Diamond Plate On Walls: 19179

24" high diamond plate adds an attractive look and protects the side walls from impact.



Black Quad Flooring: 19712 Prestige & Lowboy

Quad flooring is a strong plywood with a bonded plastic veneer on both sides. The top side has a quad texture for extra grip. Includes durable edge guard on the deck and ramp.



Black Quad Kick Panel: 19181 Prestige, 19182 Lowboy

Upgrade to a black quad kick panel for added strength and style.



Quickslide On Walls: 19664 Above, 19665 Below

Full length quickslide channels above or below the kick panel increase tie down options.



Middle Quickslide: 21048 Prestige, 21059 Lowboy

Perfect for wheel chocks and additional tie downs, add a Quickslide to the middle of the deck floor, running the full deck length from the rear to the V-nose.

ELECTRICAL / LIGHT ACCESSORIES

Converter Requirements

Be sure to order battery option 19174 with the purchase of any converter. Please choose at least one light package (such as 19668 or 19669) and switch (such as 18996 or 10403). Standard lights are removed with any converter kit.



Basic Converter Kit: 11383

15 amp trailer inlet.

Breaker box, up to 2 breakers max, 1 comes standard.

12v battery charger, reverse battery protection, current limiting, high voltage protection, low voltage operation, over temperature shut down, filtered DC power.

1 x 110v 15 amp outlet mounted above breaker box.

Standard dome lights removed but can be added back in with option.



Premium Converter Kit: 11384

15 (20 or 30) amp trailer inlet.

Breaker box, 4 breakers max, 2 breakers standard.

12v battery charger, reverse battery protection, current limiting, high voltage protection, low voltage operation, over temperature shut down, filtered DC power.

Fused 12v, 12 fused outputs, all outputs individually fused.

1 x 110v 15 amp outlet mounted on side of breaker box.

Standard dome lights removed but can be added back in with option.



Pass Thru: 18783-1 and 18783-2

Plug in electrical devices inside the trailer without losing security or a weather seal. Outside inlet has weather cover.



Battery: 19174

Single and/or double sizes. Located in nose center for 8'W. 7'W located on the right side after nose. There is a special location when a cabinet option is included.

ELECTRICAL / LIGHT ACCESSORIES *continued*



Interior 15 Amp Wall Outlet 18994

Add outlets where you need them to trailer interior.



Interior 15 Amp Outlet In Cove: 18997

Tuck an outlet up out of the way in the cove. Must have cove package.



Exterior Outlet: 19190

Comes with GFCI protected interior outlet. Two exterior outlets.



LED Dome Lights: 19668-1

2 dome lights come standard, can be added back after converter packages remove them. 920 Lumens per light.



Round Lights: 19668-2 12

Two rows of six, 2" round lights evenly spaced in roof. 9 Lumens per light.



4 Rectangle LED: 19668-4

Four high intensity lights centered and evenly spaced in roof. 2100 Lumens per light.



16' LED Strip Lighting: 19668-6

Includes two rows of 16' LED strip lights on the ceiling. 1068 Lumens per strip.



Round Cove Lights: 19669-1

Eight - 2" round lights. Four mounted in each side of the cove. 9 Lumens per light.



16' LED Strip Lighting In Cove: 19669-4

Strip lighting installed in cove. Available in 16' lengths only. 1068 Lumens per strip.



Auto-On Switch: 16137

Allows your inside lights to turn on automatically when opening your side access door. Can be hooked up to one light circuit. Not available with 3-way switch. Great for lighted grab handle!



Switch Circuit 2-Way: 18996

Options:

1. one switch one location/one circuit
2. double switches one location/two circuits
3. triple switches one location/three circuits



Switch Circuit 3-Way: 10403

Options:

1. one switch two locations/one circuit
2. double switches two locations/two circuits
3. triple switches two locations/three circuits



Loading Light: 17724

LED loading light mounted above the front or rear ramp door or the side access door gives maximum lighting at night.



LED Rear Loading Light: 15233

The LED light is installed on rear of spring pan to provide light when loading at night. Can be added to front or rear ramp door spring pan. Spring pan ordered separately. Switch included. (One kit includes one light)



Side Loading Lights: 21053

Great for lighting up the outside of the trailer at night. Comes with two LED lights on roadside, curbside or both with wall switch inside. 1400 Lumens per light.




Scene Loading Light: 18672

Super bright LED. Measures 7 1/8" x 3 1/8". 2500 Lumens per light.



Side Back Up Lights: 21052

Gives additional coverage of lights from both curb and roadside of trailer. 1400 Lumens per light.



Auxiliary Lights: 09084-PRLB

LED lights for illumination when backing up in the dark.



Auxiliary Light Switch: 20213

Add a switch to the interior to turn on auxiliary light.

ELECTRICAL / LIGHT ACCESSORIES *continued*



Exterior LED Lights with Clear Lenses and Integrated Rear Loading Light: 21045
Bullet lights and tail lights have bright LEDs and clear lenses for a modern touch. An easy flip of the switch illuminates the integrated rear loading light for loading at night. 500 Lumen per light (Prestige and Lowboy only)



30 Amp Power Cord: 13987
25' length, easy lock ring and threaded ring included. Contour grip, super flexible 10/3 cable and power indicator light.



Battery Charger/Tender Kit: 15239
This 1.5 Amp battery charger is great for keeping your battery charged before each use. Mounts near auxiliary battery on wall.



Solar Panel Charger: 21044
Let the sun trickle-charge the on-board battery with a roof-mounted 10W solar panel.



Charging Center Kit: 16076
The charging center has a USB and 12V plug port. The unit is mounted to the side of the premium converter kit or the cove nose pan in the Prestige or Lowboy models.



Single DIN Radio: 18283
Double DIN Radio: 18284
Sirius XM: 18286

This Kenwood or equivalent AM/FM radio, CD/DVD player is Bluetooth ready and SiriusXM capable. It includes four Yamaha indoor/outdoor speakers. A helmet cabinet is required for installation.




Propane Heater: 19926 35K BTU

Warm up your trailer with our propane heater package! Includes adjustable/closable vents and thermostat. Standard safety features include CO/propane & smoke detector as well as a fire extinguisher. Also comes in white. Order with a converter kit and quad floor. (available on Prestige and Lowboy models only)



Floor Drain: 19637

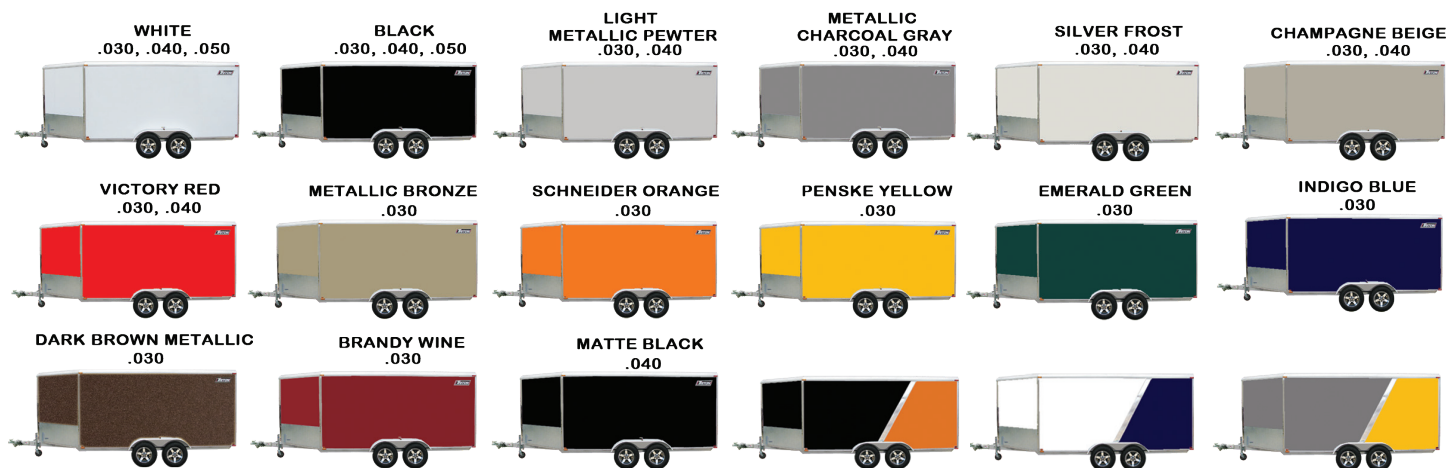
This location for water to drain from the trailer has a protective cover under the trailer to keep road slop out. The minimum gap allows vehicles and equipment to transition over without obstruction. This option is best paired with a heater.



Air Conditioning: 19660

This low-profile Air Conditioner combines style and efficiency. Five multi-directional air slots, rapid cooling and ratcheting side vents work with HEPA-style washable filters for cleaner, scrubbed air. Exterior and interior white in color. Order with 11384 20 or 30 amp. Prep for a future A/C unit is also available.

COLOR AND SKIN OPTIONS



Entire Trailer .040 Skin: 21040
Entire Trailer .050 Skin: 21050

V Front Only .040 Skin: 21041
V Front Only .050 Skin: 21051


Multi-Color Skin Prestige: 14586
Multi-Color Skin Lowboy: 14587

EXTERIOR ACCESSORIES



12" Aluminum Anodized Skirting: 09405 16" Aluminum Anodized Skirting: 09404

Add style to the outside of your trailer with aluminum anodized skirting. Available in 12" and 16" heights. Also adds protection from road debris and protects side skin.



Stabilizer Scissor Jack: 10526

Make the rear of your trailer more sturdy when loading. Comes as a pair and with a hand crank that is stored inside the trailer. Can also be installed in front of your trailer.



Rear Frame Rollers: 19115

Rollers give you added protection from road/driveway scraping that is common with low profile trailers. (Standard on Lowboy & Lowboy HD)



Roof Rack Kit: 11994

Order 2, 3, or 4 racks to add hauling options for large items like ladders. Tie down holes added to racks for additional tie down positions.



High Stone Guard 3' 20244, 4' 20245 or full front 20246:

Extended protection from road debris.



Side Vent: 09756

The vents allow for air to move through the trailer when traveling. Vents are sold in pairs and installed in the front and in the rear on opposite sides of the trailer for maximum air flow.



Roof Vent: 09570

Improves air flow through the trailer.



Fan Roof Vent: 15614

This fan has a variable speed and built-in rain cover to always protect your cargo.



Fantastic Fan Roof Vent: 20243

This fan has a variable speed, a thermostat/auto on/off and is easy to manually raise or lower the cover.



Side Awning

Provide shade to the side of your trailer. The awnings are spring loaded on one side to tip for runoff.

Available sizes: 16', 18' and 20'

Available colors:

- Onyx
- Black & white checkered



Electric Tongue Jack: 12097

With a press of a button raise and lower the tongue. Great option for any larger trailer. (Recommended 12v auxiliary battery)



Flat Pad Jack 12376-1


The flat pad reduces sinking of the jack into ground. 5000 lb capacity.



7K Prestige Upgrade

Increase Prestige GVWR to 7000 lbs. Includes upgraded chain and 2 5/16 coupler.

RAMP ACCESSORIES



Ramp Guide: 21019

Guides your machine on the ramp door as you are loading/unloading.



Ramp Extension Kit: 13815-7W and -8W

Allows the loading of low clearance vehicles that need a shallow ramp angle.

RACKS/CABINETS/SHELVES



2 Place Helmet Cabinet: 09256 White
32" aluminum storage cabinet accommodates two helmets. The cabinet can be mounted to the wall studs or combo wall option.



**4 Place Helmet Cabinet: 09257 White
09257-BK Black**
48" aluminum storage cabinet accommodates four helmets. The cabinet can be mounted to the wall studs or combo wall option.



Helmet Cabinet Clothes Hanger Kit 14713
Mounts to the bottom of the two or four place helmet cabinet to hang all of your gear.



**Wheel Well Cabinet: 10397 White,
10397-BK Black**
The cabinet comes with shelves and is mounted on the wheel well of the Lowboy series. (Only available for Lowboy series)



**Black Top V-Nose Cabinet: 20872
Black Lower V-Nose Cabinet: 20871**
Need more space? Add top and/or bottom cabinets to the V-nose. For 8'W trailers only.



Paper Towel Rack: 10553
Keep your cleaning supplies or other belongings organized with shelves and a convenient paper towel holder. Mounts using the wall studs or combo wall option.



2 Shelf Oil Rack: 10554
Carry extra oil or other supplies by storing them up on the shelf out of the way. Mounts using the wall studs or combo wall option.



3 Shelf Oil Rack: 10555
The three shelf aluminum rack works great for extra oil, supplies, or gear on any trip. Mounts using the wall studs or combo wall option.



Folding Seat: 13302
The aluminum folding seat is mounted to the wall (not in beavertail) and easily folds up and straps to the wall. Makes changing or putting boots on a breeze.



Jack Knife Couch Above Quickslide: 18236
Folds flat against the wall (not in beavertail), goes from a sitting to laying position. For factory install, an above kick panel Quickslide must be ordered. In laying position, the couch is 40" wide by 76" long.



Aluminum Work Bench: 11343
The aluminum work bench is a light duty 48" x 18" work area. This is mounted to the combo wall and can be folded down for traveling.



Workstation Cabinet: 13696
The workstation cabinet is an all aluminum work platform that allows you to store your items on the two shelves and folds out to be used as a work bench also.



Trimmer Rack: 13685
Hold up to 75 lbs of trimmers or gear in this wall mounted rack. Each rack has a vinyl cap and pads for equipment protection. Equipment not included.



Fuel Jug Rack Kit: 13622
5-gallon fuel jug rack accommodates containers up to 17" x 12". Fuel jug not included.



Coat Rack: 07500
Comes with six aluminum coat hooks and can be mounted on the interior walls or combo walls.



Diamond Plate Spare Tire Carrier: 07480
Places the spare tire up and out of the way. Works with 13" and 14" tires.

RACKS/CABINETS/SHELVES *continued*



Hoop Style Spare Tire Carrier: 14688
Places the spare tire up and out of the way. Works with 13", 14" and 15" tires. (Spare tire sold separately)



Spare Tire Closet: 09030 7' Wide, 09426 8' Wide, 09622 Lowboy (Except 16')
The closet keeps your spare tire completely enclosed, safe from theft and the outside elements. (Spare tire sold separately)




Tire Closet Hinge Kit: 15227
Stainless steel hinges allow access to closet without removing the entire lid. (Spare tire sold separately) (Available on 7' wide Prestige models and Lowboy and Lowboy HD's)



Bar Stool Kit: 09650
Comes with two pairs of brackets that hold two tie down bars on the wall and out of the way.



V-Nose Closet/Bulkhead
Closet comes with interior wall and door inside the PR/LB V-nose. Great for keeping your gear out of the way.



Quickslide Motorcycle Wheel Chock Kit: 11116
Adjust the wheel chock in the Quickslide of the floor for multiple positions for cycles.



Flush Mount Wheel Chock: 14114
The flush wheel chock folds away into the deck for easy loading and unloading of cycles and gear.


TIE DOWNS



Quickslide Eyebolt Tie Down Kit: 07827
500 lbs capacity. Easy to use, adjusts to multiple positions, and is removable. (pair)



Combo Companion Tie Down Kit: 10809
100 lbs capacity. Used in the top and bottom channels of the combo wall for additional tie down positions. (4 pairs)



Quickslide Tie Down Kit: 08840
750 lbs capacity. This flush kit works in the Quickslide channels found in many Triton trailers. The low-profile and infinite adjustability make it a solid tie down for a number of items on one trailer. (pair)



Quick Release Tie Down Kit: 15319
100 lbs capacity. Used in the top and bottom channels of the combo wall for additional tie down positions. (2 pairs)



D-Ring Tie Down Kit: 09529
200 lbs capacity. Uses a 1/4" tie down channel built in the center row of each combo wall. (2 pairs)



HD D-Ring Tie down Kit: 21017
5000 lbs capacity. Tie downs come standard in Lowboy series trailers (2 pairs), more can be added. Must be installed at Triton.

TRITON TRAILERS



www.tritontrailers.com



Snowmobile Trailers



Off Road Vehicle Trailers



Multi-Season Enclosed Trailers



Cargo & Utility Trailers



Personal Watercraft Trailers

AUTHORIZED DEALER:

Contact your local authorized Triton Trailers
dealer for more information.



Transport
Canada

